

INVERNESS COMMUNITY PARTNERSHIP PROFILE: ALCOHOL AND DRUGS



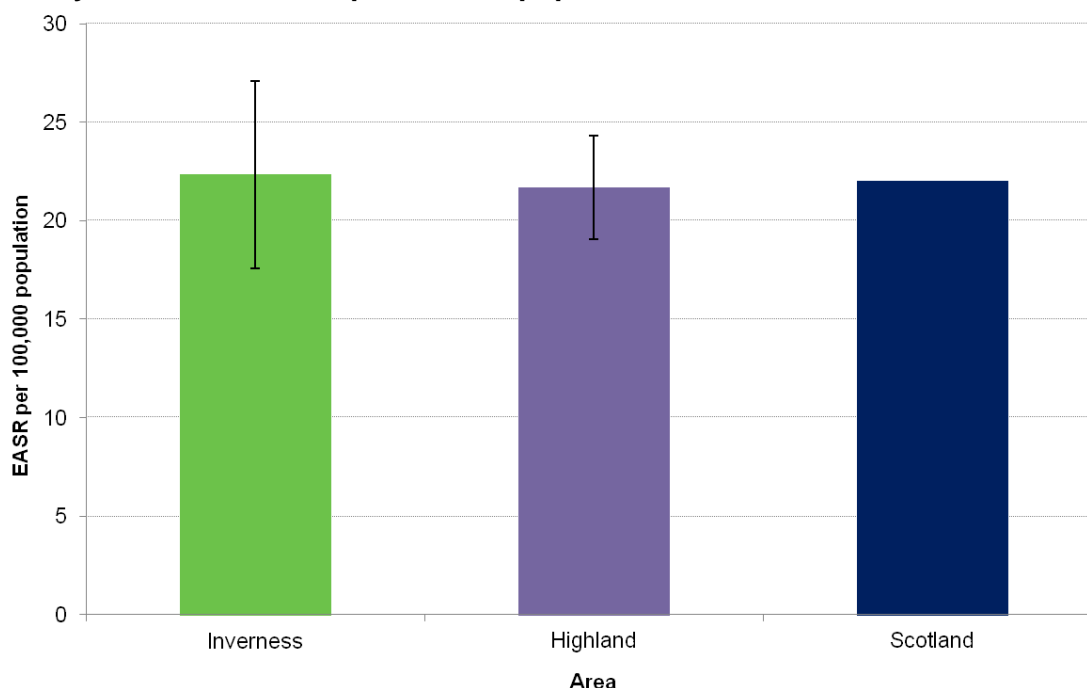
Preventing and reducing drug and alcohol related harm is a national policy priority, with alcohol and drug use having health, social and economic consequences borne by individuals, families, and the wider community.

The aim of these short profiles is to provide information for local partnerships that contributes to a better understanding of the impact of alcohol and drugs on local communities and to reduce and prevent inequality and harm.

Further information on alcohol and drugs in Highland is available in the Highland Alcohol and Drugs Partnership [Strategy 2017-2020](#) and [Strategic Needs Assessment](#).

Alcohol-related Mortality

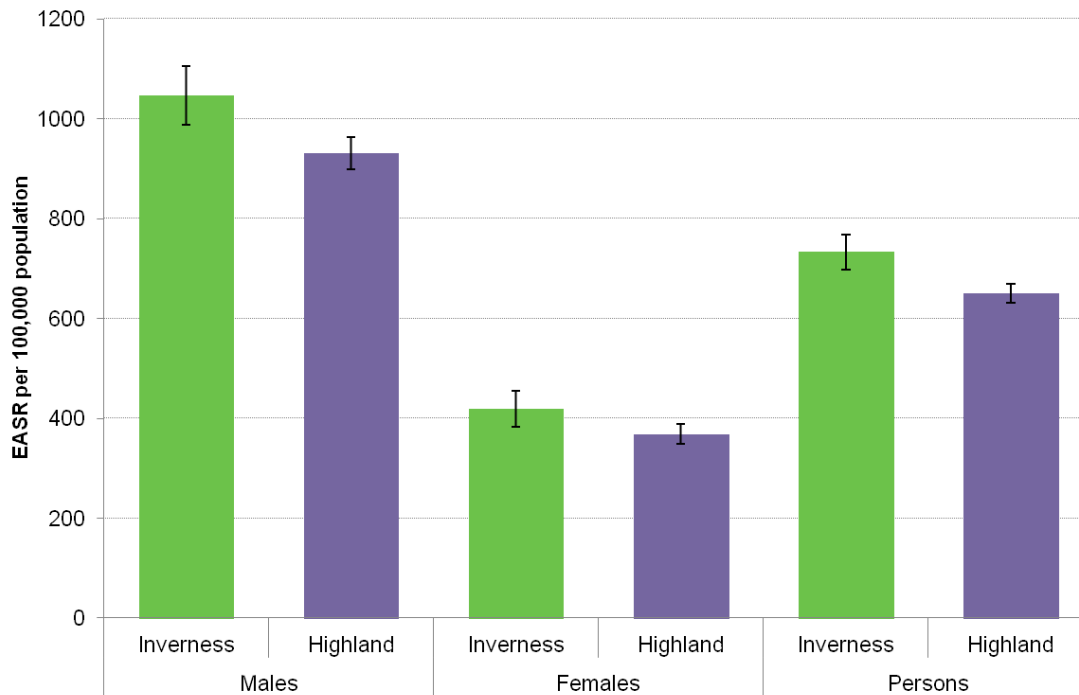
Figure 1: Alcohol-related mortality (underlying cause); 2012 to 2016 5-year aggregate, directly standardised rate per 100,000 population



Source(s): Calculated from National Records of Scotland (NRS) ISD Scotland SMR99 mortality file and NRS Small Area Population Estimate series. Rates are directly age-sex standardised to the 2013 European Standard Population. Scotland figure ScotPHO Health and Wellbeing Profiles 2012-2016

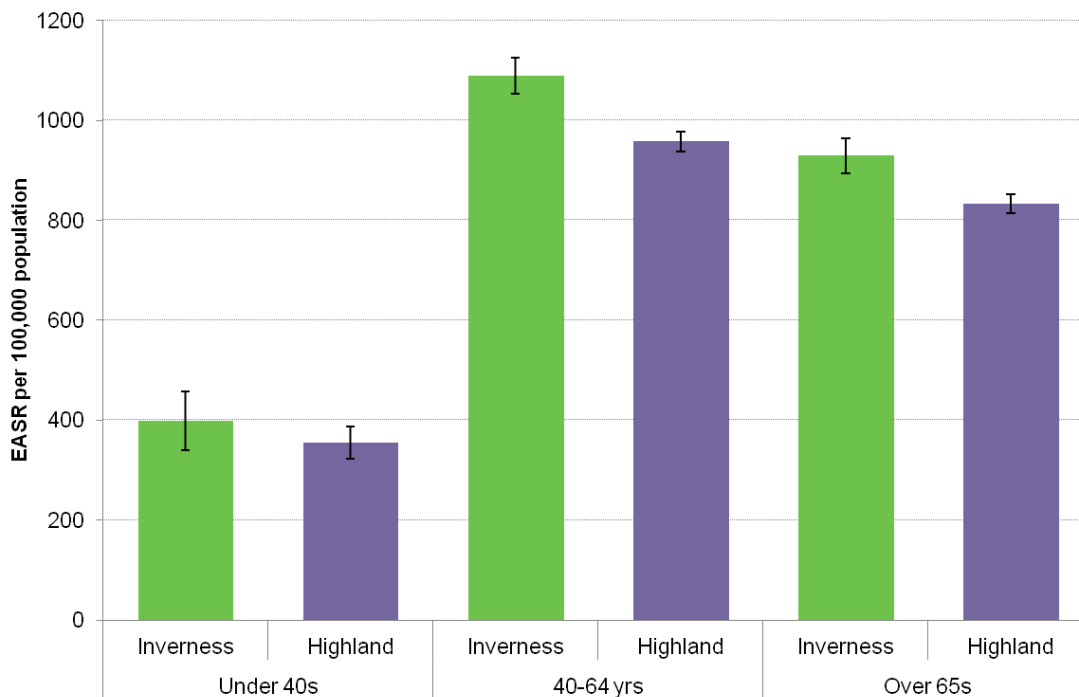
Alcohol-related Hospital Admissions

Figure 2: Hospital admissions for alcohol-related conditions by gender, 2014/15 to 2016/17, directly standardised rate per 100,000 population



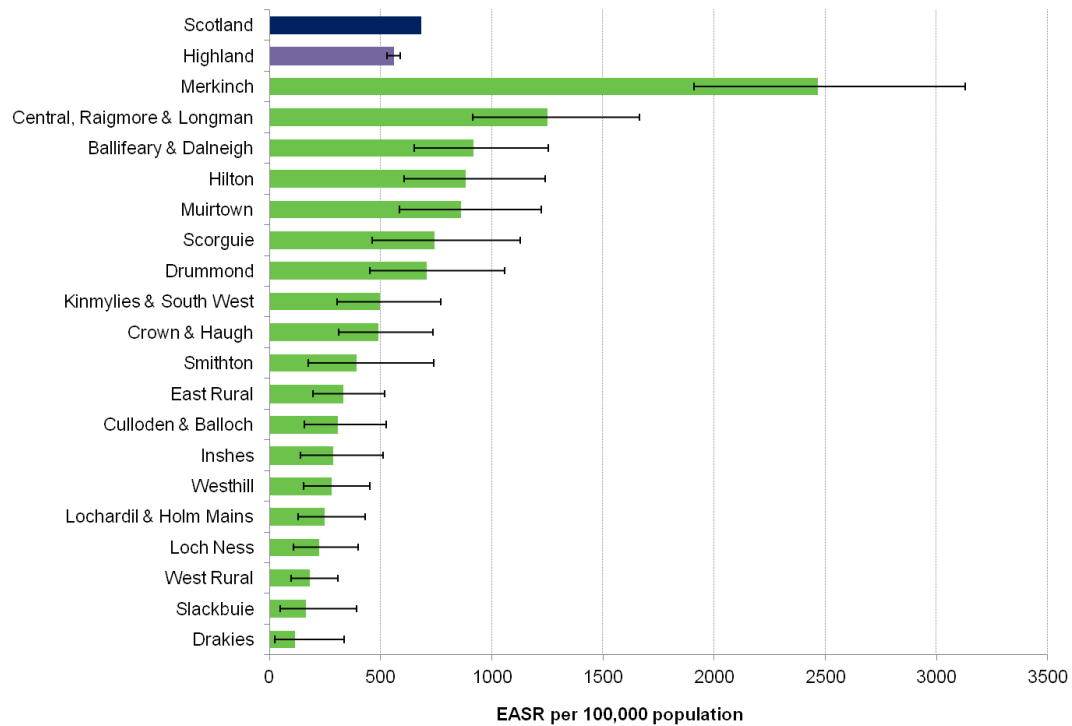
Source(s): Calculated from SMR01 General and acute inpatient and daycase stays with an alcohol-related condition in any diagnostic position and National Records of Scotland Small Area Population Estimates. Rates are directly age-sex standardised to the 2013 European Standard Population.

Figure 3: Hospital admissions for alcohol-related conditions by age group, 2014/15 to 2016/17, directly standardised rate per 100,000 population



Source(s): Calculated from SMR01 General and acute inpatient and daycase stays with an alcohol-related condition in any diagnostic position and National Records of Scotland Small Area Population Estimates. Rates are directly age-sex standardised to the 2013 European Standard Population.

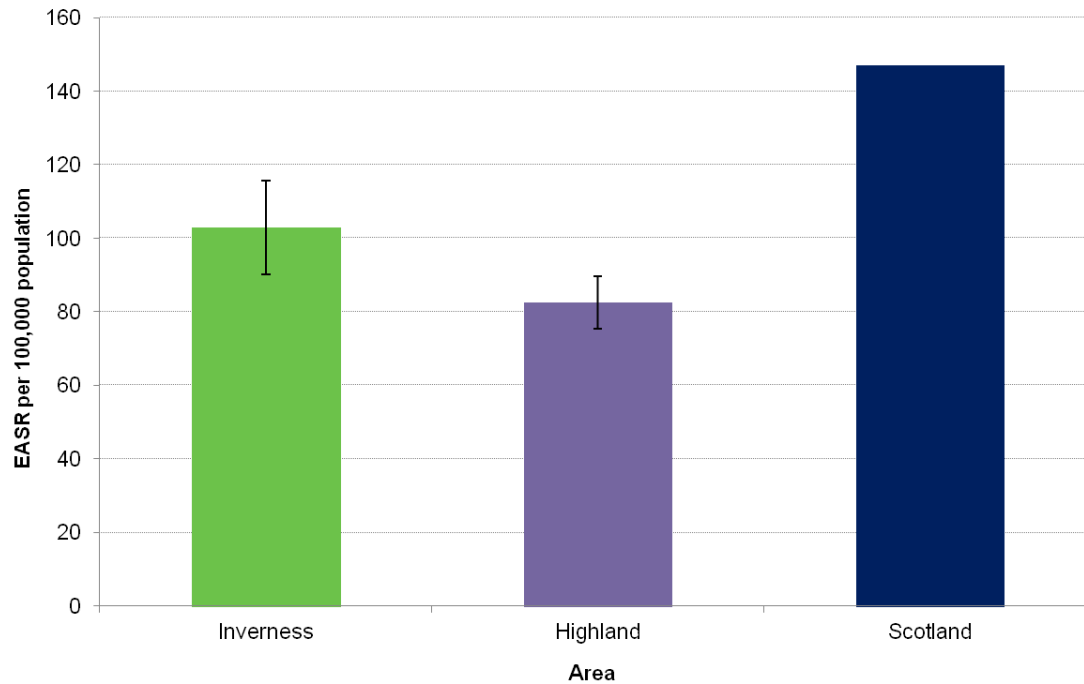
Figure 4: Hospital admissions for alcohol-related conditions by Intermediate Geography, 2016/17, directly standardised rate per 100,000 population



Source(s): ScotPHO Health and Wellbeing Profiles. ISD Scotland SMR01 linked dataset

Drug-related Hospital Admissions

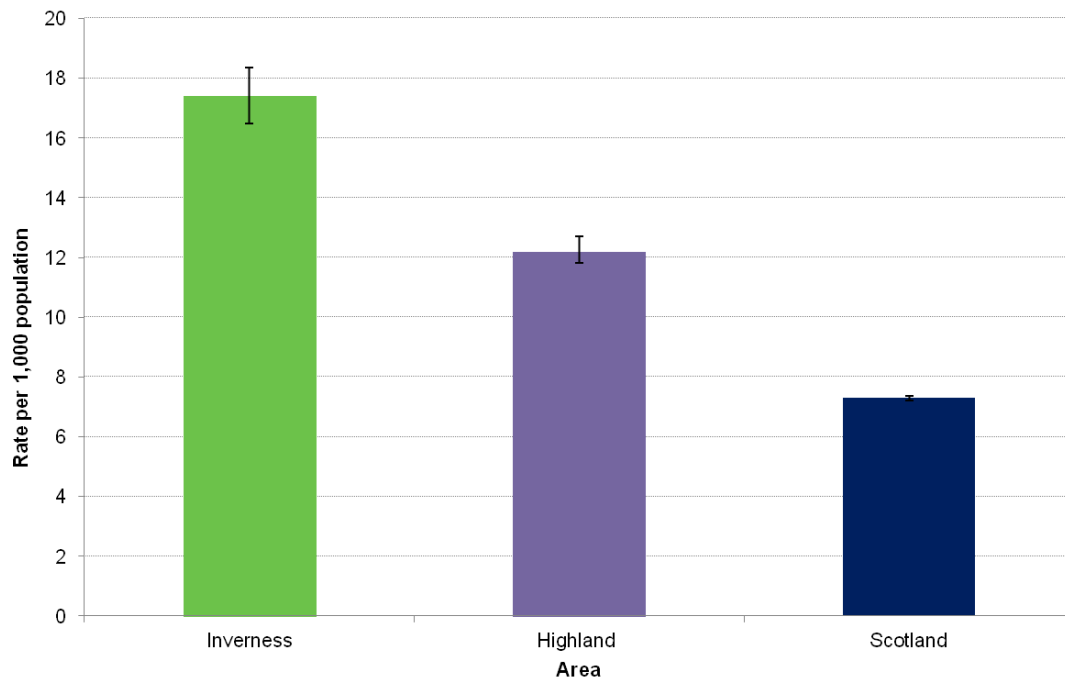
Figure 5: Hospital admissions for drug-related conditions; 2014/15 to 2016/17 3-yr aggregate, directly standardised rate per 100,000 population



Source(s): Calculated from SMR01 General and acute inpatient and daycase stays with a drug-related condition in any diagnostic position and National Records of Scotland Small Area Population Estimates. Rates are directly age-sex standardised to the 2013 European Standard Population. Scotland figure ScotPHO Health and Wellbeing Profiles 2014/15 to 2016/17 3-yr aggregate

Alcohol Brief Interventions

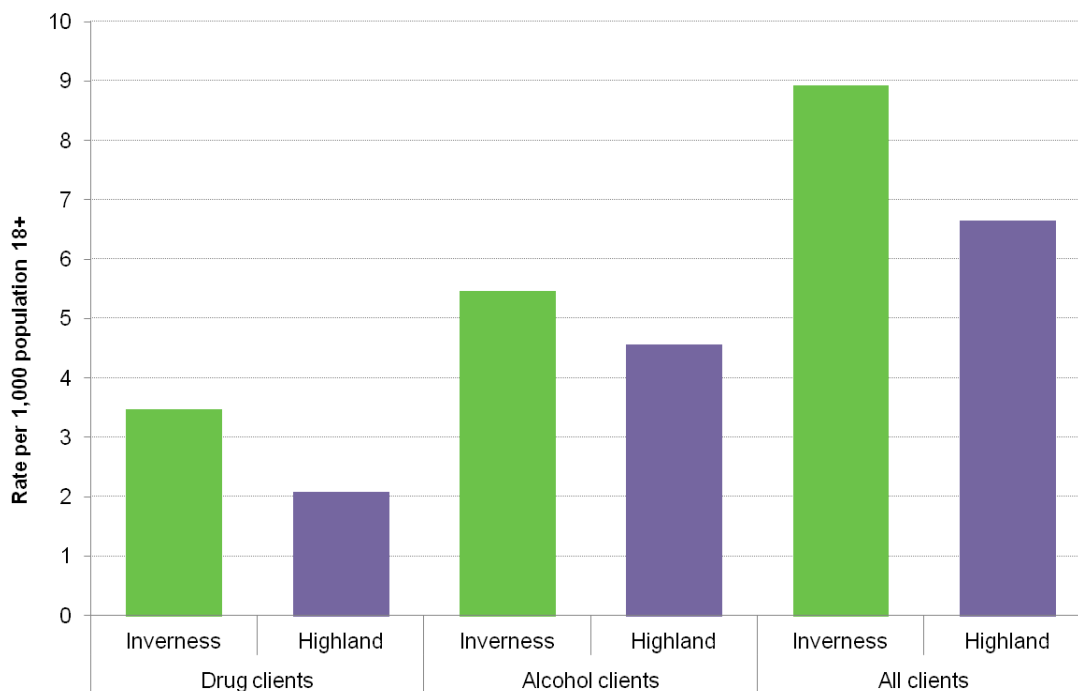
Figure 6: Alcohol Brief Intervention Delivery in Primary Care Priority Settings; 2016/17, crude rate per 1,000 practice population



Source(s): Calculated from NHS Highland Monthly Management Information, ISD Scotland Alcohol Brief Interventions 2016-17, ISD Scotland Practice Populations

Drug and Alcohol Treatment

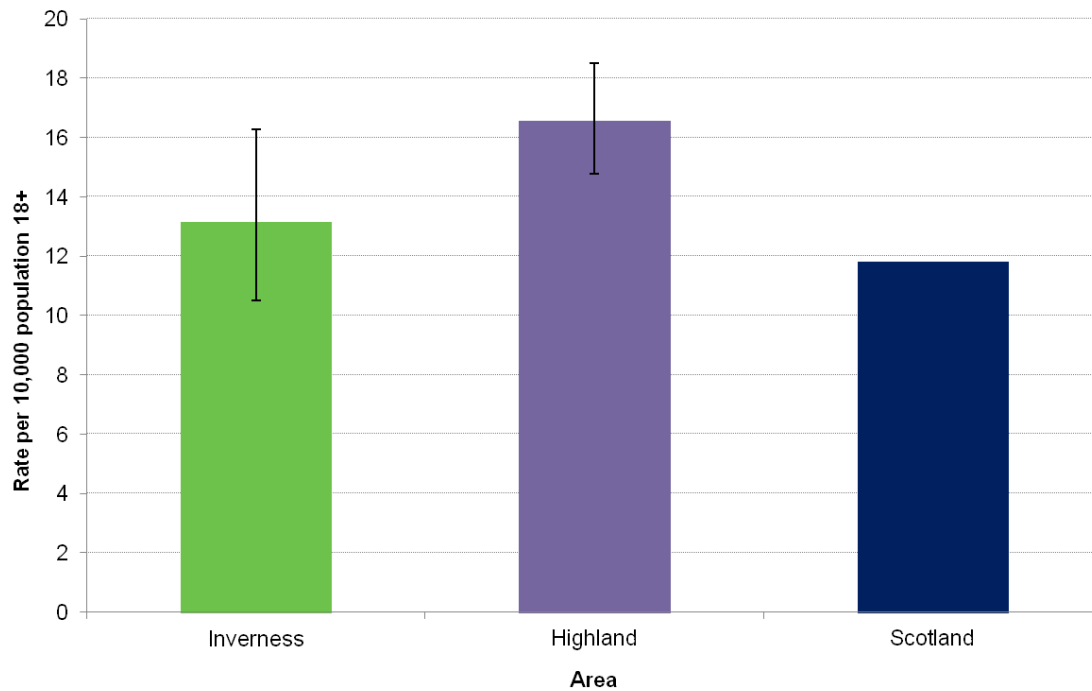
Figure 7: New clients assessed for specialist drug and alcohol services; 2016/17, crude rate per 1,000 population aged 18 years and over



Source(s): Calculated from Drug and Alcohol Waiting Times Database, NRS Small area population estimate series, best fit mapping by postcode of residence and location of treatment service

Availability of Alcohol: Off trade Premise Licenses

Figure 8: Off trade premise licenses in force as at October 2017, crude rate per 10,000 population aged 18 years and over

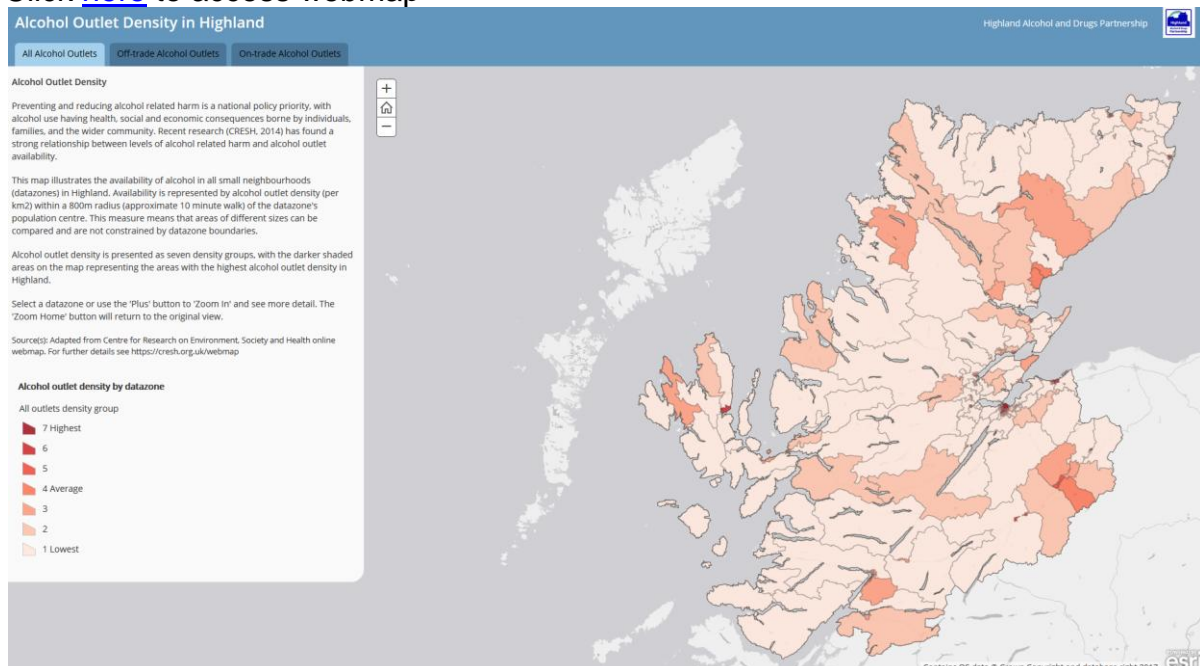


Source(s): Calculated from Highland Council Liquor licensing statistics, NRS Small area population estimate series, best fit mapping as at Oct 2017. Scotland figure ScotPHO Alcohol Profile 2016/17

Alcohol Outlet Density

Figure 9: Map illustrating alcohol outlet density for all small neighbourhoods in Highland

Click [here](#) to access webmap



Source(s): Adapted from Centre for Research on Environment, Society and Health (2015)

These profiles were developed by Highland Alcohol and Drugs Partnership in November 2017 to support partners working across the nine Community Partnerships in Highland. Further information and data tables are available in an accompanying spreadsheet on the Highland ADP website: <http://www.highland-adp.org.uk/local-profiles>.

Final Version 1.0 Prepared 22 December 2017

Contact:

Highland Alcohol and Drugs Partnership

Larch House

Stoneyfield Business Park

Inverness

IV2 7PA

Email: c.hunterrowe@nhs.net

Telephone: 01463 704813

Website: www.highland-adp.org.uk

Substance Awareness Toolkit: www.h-sat.co.uk